

NAV declined by 0.1% in February

In February 2026, the NAV per unit of Partners Group Royalties Opportunities Fund ("the Fund") declined by 0.1%. As of the end of February 2026, the Fund has completed 46 investments (including additions made to existing investments).

Market updates in our key sectors

Music: The recorded music industry continued to expand through 2025, with global on-demand audio streaming reaching an estimated 5.1 trillion streams - nearly 10% year-over-year growth - highlighting strong consumer engagement across key markets.

Media and Entertainment: The biggest story of the period has been the blockbuster bidding war to acquire Warner Bros. Discovery's studios, HBO/HBO Max, and its vast content library. Warner Bros. Discovery Global and Skydance Media have reportedly won the bidding, edging out Netflix despite earlier claims it had a preliminary transaction. The transaction values Warner Bros. Discovery at about \$110 billion and is expected to close in 2026, pending regulatory approval. Paramount plans to fold Warner's studios, TV networks, and streaming assets into a combined media group, with a longer-term goal of building a larger unified streaming platform that could merge Paramount+ and HBO Max.

Life Sciences: Biotech rebounded strongly in 2025 after four years of underperformance, supported by improved policy stability, over USD 300 billion in reshoring commitments, modest Medicare drug-pricing discounts, two interest-rate cuts, and muted inflation.

US Natural Gas: US Natural Gas production rose 4% year-on-year in 2025 to a new record as all major basins returned to growth, driven by LNG export demand and new liquefaction capacity; dry gas production is expected to grow about 2% in 2026, supported by continued LNG expansion, with project ramp timing and pipeline bottlenecks as key swing factors.

Note 1: AUM refers to the total actual investor commitments raised and invested capital. Numbers presented above for institutional and private wealth funds are as of month end February 2026.

This Fund might restrict outflows in the future.
IMPORTANT INFORMATION: We would like to remind investors that redeeming their holdings in the Fund is subject to restrictions as set out in the Fund's constituent documents, including being subject to the ability of the Fund to redeem its holdings in the Underlying Fund. Redemptions are generally subject to a maximum per dealing day expressed as a percentage of the net asset value. In certain circumstances redemptions in the Underlying Fund may also be suspended thus affecting redemptions of the Fund.

Key figures		
In AUD	31.01.2026	28.02.2026
NAV per unit	0.9955	0.9943
Net Asset Value (in million) ¹	208.12	322.31
Annualized performance (since inception)	n.m.	n.m.
Performance (year to date)	-1.4%	-1.5%
No. of investments made	46	46

Key figures: Performance figures are net of fees. Note 1: Total fund size (in million) relates to the underlying Luxembourg fund Partners Group Evergreen Royalties Opportunities, including all share classes.

Largest investments by net asset value

Largest five investments			
Investment name	Investment type	Sector	% of NAV
1. The Weeknd	Direct	Music	12.5
2. RoyFin Nat Gas	Direct	US Natural Gas	8.6
3. Warner Bros Discovery	Direct	Media	7.4
4. Ultra Natural Gas Royalties	Direct	US Natural Gas	7.1
5. HCRX Holdings LP	Primary	Pharma	5.5

Largest investments Based on total net asset value of the Fund; may include valuation adjustments that occurred after the effective NAV valuation day. There is no assurance that similar investments will be made.

Monthly net performance

PG Evergreen Royalties Opportunities (EB-PC (USD) ACC)

	Jan	Feb	Mar	Apr	May	Jun	Jul	Aug	Sept	Oct	Nov	Dec
2025						3.1%	0.2%	0.1%	1.1%	-0.4%	0.5%	1.2%
2026	0.1%	0.3%										

PG Royalties Opportunities Fund (AUD)

	Jan	Feb	Mar	Apr	May	Jun	Jul	Aug	Sept	Oct	Nov	Dec
2025										-0.2%	0.4%	0.8%
2026	-1.4%	-0.1%										

Monthly net performance: Performance figures are net of fees. Past performance is not indicative of future results. There is no assurance that similar investments will be made nor that similar results will be achieved. For illustrative purposes only. **The figures shown in grey, represent the monthly performance of Luxembourg fund Partners Group Evergreen Royalties Opportunities share class EB-PC USD ACC with inception date 2 June 2025, to provide a longer term view of the strategy's performance.**

PARTNERS GROUP ROYALTIES OPPORTUNITIES FUND

Monthly report as of 28 February 2026



Partners Group Royalties Opportunities Fund is an Australian unit trust with the objective of achieving capital growth and income distribution over the medium and long-term by investing in a broadly diversified portfolio of Royalty Investments and in Liquidity Instruments. The Fund will seek to achieve attractive risk-adjusted returns by investing in a broadly diversified portfolio of Royalty Investments. The Fund allows investors to subscribe monthly and redeem shares on a quarterly basis, thus avoiding long lock-up periods, subject to the limitations outlined in the Product Disclosure Statement.

The Fund is a feeder fund that invests in Partners Group Evergreen Royalties Opportunities, a sub-fund held by the umbrella structure Partners Group Evergreen SICAV ("Underlying Fund"). The Fund will invest in an AUD denominated Share class of the Underlying Fund.

Platform Partners

Netwealth – Mason Stevens

Investor Relations

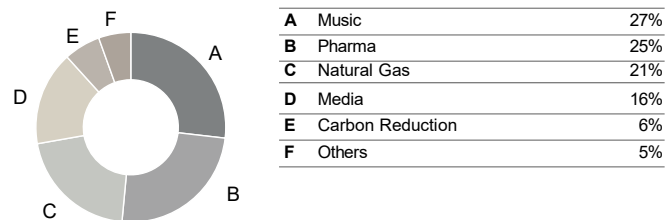
Partners Group Private Markets (Australia) Pty. Ltd.
Level 32, Deutsche Bank Place
126 Phillip Street
Sydney NSW 2000
Australia
Phone: +61 (2) 8216 1900
www.partnersgroupaustralia.com.au

Key facts


Launch date	22 August 2025
Financial year-end	30 June
Term	open-ended structure
Currency	AUD
Management fee	1.15% during a two-year Ramp-up Period, increasing to 1.40% thereafter
Withdrawal fee applicable to withdrawals (for the first 2 years)	3.00% (0.00% after 22 August 2027)
Distribution	cash / reinvest
APIR	ETL0961AU
ARSN	687 472 064

Portfolio composition

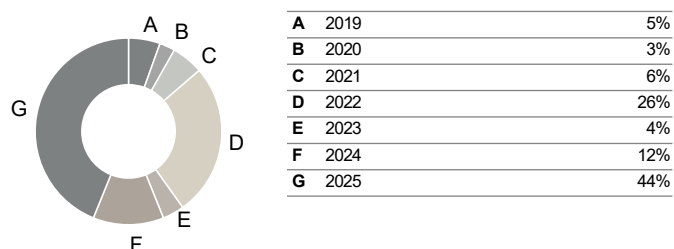
Investments by sector¹




Investments by transaction type



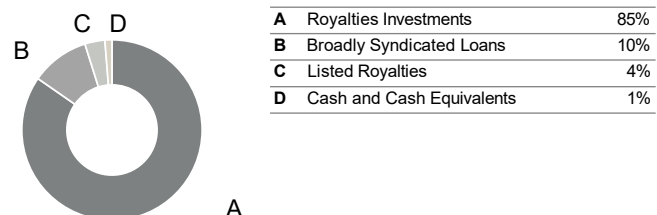
Investments by vintage



Investments by region



Investments by portfolio allocation²



Portfolio composition Based on total net asset value of investments. Past performance is not indicative of future results. There is no assurance that similar investments will be made nor that similar results will be achieved. For illustrative purposes only. **Note 1:** Others relate to Water, Green Metals and Mining sectors. **Note 2:** Percentages are calculated based on total investments recorded on the Fund's balance sheet, excluding non-investment items such as receivables or payables.

PARTNERS GROUP ROYALTIES OPPORTUNITIES FUND

Monthly report as of 28 February 2026



Equity Trustees Limited ("Equity Trustees") (ABN 46 004 031 298), AFSL 240975, is the Responsible Entity for the Partners Group Royalties Opportunities Fund ("the Fund"). Equity Trustees is a subsidiary of EQT Holdings Limited (ABN 22 607797 615), a publicly listed company on the Australian Securities Exchange (ASX: EQT) and is the Responsible Entity. This monthly report has been prepared by Partners Group Private Markets (Australia) Pty Ltd ACN 624 981 282 AFSL 509285 ("PGA"), to provide general information only. In preparing this monthly report, we did not take into account the investment objectives, financial situation or particular needs of any particular person. It is not intended to take the place of professional advice and you should not take action on specific issues in reliance on this information. Neither PGA, Equity Trustees nor any of its related parties, their employees or directors, provide any warranty of accuracy or reliability in relation to such information or accepts any liability to any person who relies on it. Past performance should not be taken as an indicator of future performance. You should obtain a copy of the Product Disclosure Statement before making a decision about whether to invest in this product.

The advice provided in this monthly report is provided by PGA. Any advice provided is general financial product advice only and does not take into account your objectives, financial situation or needs. Before acting on the advice, you should consider how appropriate it is having regard to your objectives, financial situation and needs. You should consider the Product Disclosure Statement for the Fund, and consider talking to a financial adviser before making a decision to invest in, or continuing to hold, interests in the Fund. Interests in the Fund are issued by Equity Trustees. The Product Disclosure Statement for the fund is available at <https://www.partnersgroupaustralia.com.au/en/our-funds/funds-overview>

The Fund's Target Market Determination is available here <https://www.eqt.com.au/insto/>. A Target Market Determination is a document which is required to be made available from 5 October 2021. It describes who this financial product is likely to be appropriate for (i.e. the target market), and any conditions around how the product can be distributed to investors. It also describes the events or circumstances where the Target Market Determination for this financial product may need to be reviewed.

PGA can be contacted via <https://www.partnersgroupaustralia.com.au/en/contact/>. PGA has been appointed as the investment manager and the promoter of the interests in the Partners Group Royalties Opportunities Fund by Equity Trustees in its capacity as responsible entity of the Partners Group Royalties Opportunities Fund. PGA may receive fees in those roles. These fees will generally be calculated as a percentage of the funds under management within the Partners Group Royalties Opportunities Fund. See section 8 of the Product Disclosure Statement for further information about the management fee and performance fee charged by the investment manager. You may request particulars of the fees that are paid to PGA and its related companies within a reasonable time of receiving the advice contained in this monthly report.

The rating issued 01/2026 is published by Lonsec Research Pty Ltd ABN 11 151 658 561 AFSL 421 445 (Lonsec) (assigned ETL0961AU January 2026). Ratings are general advice only and have been prepared without taking account of your objectives, financial situation or needs. Consider your personal circumstances, read the product disclosure statement and seek independent financial advice before investing. The rating is not a recommendation to purchase, sell or hold any product. Past performance information is not indicative of future performance. Ratings are subject to change without notice and Lonsec assumes no obligation to update. Lonsec uses objective criteria and receives a fee from the Fund Manager. Visit lonsec.com.au for ratings information and to access the full report. © 2024 Lonsec. All rights reserved.

The Zenith Investment Partners Pty Ltd ("Zenith") Australian Financial Services License No. 226872 rating (assigned ETL0961AU 25 February 2026) referred to in this document is limited to "General Advice" (as defined by the Corporations Act 2001) for Wholesale clients only. This advice has been prepared without taking into account the objectives, financial situation or needs of any individual. It is not a specific recommendation to purchase, sell or hold the relevant product(s). Investors should seek independent financial advice before making an investment decision and should consider the appropriateness of this advice in light of their own objectives, financial situation and needs. Investors should obtain a copy of, and consider the PDS or offer document before making any decision and refer to the full Zenith Product Assessment available on the Zenith website. Zenith usually charges the product issuer, fund manager or a related party to conduct Product Assessments. Full details regarding Zenith's methodology, ratings definitions and regulatory compliance are available on our Product Assessment's and at www.zenithpartners.com.au.