

# PARTNERS GROUP GLOBAL VALUE FUND

Monthly report as of 29 February 2024



## Unit price increased by 0.3% in February

- Distribution from Safe Fleet

In February, the unit price of Partners Group Global Value Fund increased by 0.3%. The performance was driven by positive contributions from the secondary and direct lead portfolio investments, but offset by some joint investments mainly in the Healthcare and Information technology sectors. One of the positive performance contributors was Foundation Risk Partners. The US-based insurance broker was positively revalued in February 2024 on the back of continued robust financial performance. The company is enjoying a strong start to the year with double-digit organic growth in January - led by a strong performance in its Northeast region - in addition to contributions from recent acquisitions.

During the reporting month, the Fund received proceeds from the sale of its interest in Safe Fleet, a provider of safety and productivity solutions to fleet vehicles across North America, which was sold to trade buyer Clariance Technologies. Since Partners Group's co-investment in 2018, Safe Fleet has developed a differentiated, integrated platform of safety, productivity, and connectivity solutions for fleet vehicles via organic growth and add-on acquisitions, expanding its product range, geographic coverage and channel access.

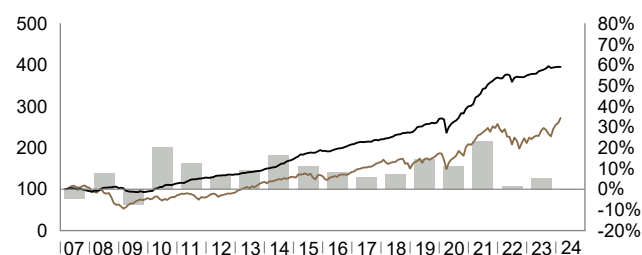
### This Fund might restrict outflows in the future.

**IMPORTANT INFORMATION:** We would like to remind investors that redeeming their holdings in the Fund is subject to restrictions as set out in the Fund's constituent documents, including being subject to the ability of the Fund to redeem its holdings in the Underlying Fund. Redemptions are generally subject to a maximum per dealing day expressed as a percentage of the net asset value. In certain circumstances redemptions in the Underlying Fund may also be suspended thus affecting redemptions of the Fund.

### Key figures

In AUD	31.01.2024	29.02.2024	YTD
NAV per share	3.4016	3.4135	1.0%
Master Fund size (in million) <sup>1</sup>	12'482.50	12'613.61	
Performance (since inception)	260.7%	261.9%	
Monthly volatility (since inception)	5.3%	5.3%	

### Net performance since inception<sup>2</sup>



■ PG GL Value SICAV I EUR ■ MSCI World 100% Hedged to EUR  
Net Total Return ■ Performance (RHS)

### Largest ten direct investments

1. PCI Pharma Services	Healthcare
2. DiversiTech	Industrials
3. Zabka Polska SA	Consumer staples
4. Galderma	Healthcare
5. Ammega	Industrials
6. Emeria	Real estate
7. SRS Distribution, Inc.	Industrials
8. Breitling	Consumer discretionary
9. Forterro	Information technology
10. Pharmathen	Healthcare

## Net performance<sup>3</sup>

Name	1 month	3 months	6 months	1 year	3 years	5 years	7 years	10 years	ITD ann.
PG GL Value Fund	0.3%	0.7%	0.5%	6.4%	9.8%	10.8%	10.9%	11.2%	9.7%

Returns for periods of one year or more are annualised.

## Monthly net performance

	Jan	Feb	Mar	Apr	May	Jun	Jul	Aug	Sep	Oct	Nov	Dec	Year
2007			0.8%	1.2%	0.4%	-0.9%	-2.1%	1.3%	-1.3%	-0.7%	-2.4%	-1.2%	-4.7%
2008	-1.7%	3.0%	-0.2%	1.2%	4.4%	1.9%	-0.2%	0.9%	-0.1%	1.4%	0.2%	-3.4%	7.6%
2009	1.0%	-1.0%	-5.7%	-1.8%	-0.9%	-0.2%	-0.6%	-0.3%	2.3%	-1.9%	0.0%	1.4%	-7.6%
2010	0.7%	0.6%	5.5%	0.9%	3.2%	0.1%	3.7%	1.2%	-0.3%	-0.3%	2.4%	1.3%	20.5%
2011	0.9%	0.4%	-0.5%	2.8%	2.4%	2.0%	0.6%	-0.1%	1.4%	0.0%	1.0%	0.9%	12.4%
2012	-0.6%	0.4%	1.0%	2.2%	0.7%	-0.3%	-0.9%	1.2%	2.0%	0.4%	-0.3%	1.6%	7.7%
2013	0.8%	0.7%	0.3%	0.9%	3.5%	2.1%	2.0%	1.0%	-0.1%	0.1%	2.2%	3.3%	18.1%
2014	1.4%	0.3%	0.2%	0.8%	0.4%	2.1%	2.0%	-0.2%	3.6%	1.1%	1.6%	2.1%	16.5%
2015	1.5%	1.2%	2.1%	0.0%	1.9%	1.1%	2.2%	1.5%	0.0%	0.8%	-0.3%	-0.2%	12.3%
2016	1.0%	-0.7%	-0.7%	1.8%	2.1%	0.1%	0.0%	0.8%	0.9%	0.6%	1.3%	1.6%	9.2%
2017	-0.3%	0.4%	1.3%	1.8%	1.1%	0.0%	0.1%	0.4%	1.9%	1.0%	0.7%	0.5%	9.2%
2018	0.2%	1.6%	1.1%	1.0%	-0.2%	2.6%	0.6%	1.1%	1.3%	0.1%	-0.2%	1.4%	11.0%
2019	-0.3%	2.6%	2.7%	0.9%	0.7%	2.1%	0.6%	0.6%	0.8%	-0.3%	0.9%	2.9%	15.0%
2020	1.6%	0.2%	-10.7%	3.3%	3.0%	1.0%	1.8%	1.7%	4.6%	0.2%	3.4%	1.0%	10.5%
2021	0.3%	1.0%	4.7%	1.3%	2.3%	3.6%	1.2%	2.7%	1.1%	-0.4%	2.5%	0.3%	22.5%
2022	-0.1%	-1.0%	0.5%	0.6%	-0.4%	-3.6%	1.5%	0.9%	1.2%	0.6%	0.0%	1.9%	2.0%
2023	-0.2%	1.2%	1.2%	1.2%	0.9%	0.3%	0.5%	1.7%	0.5%	-0.5%	-0.3%	-0.2%	6.4%
2024	0.6%	0.3%											1.0%

Past performance is not indicative of future results. There is no assurance that similar investments will be made nor that similar results will be achieved. Performance is net of all fees. Starting with 2020, performance (since inception), June monthly net performance, and full-year net performance figures include the impact of reinvested distributions allocated to investors.

# PARTNERS GROUP GLOBAL VALUE FUND

Monthly report as of 29 February 2024



Partners Group Global Value Fund is an Australian unit trust with the objective of achieving capital growth over the medium- and long-term by investing in private equity. It provides investors with a broad diversification across geographies, financing stages and investment types, while using Partners Group's relative value investment approach to systematically overweight those segments and investment types that offer attractive value at a given point in time, in order to significantly enhance risk-adjusted returns. The Fund allows investors to subscribe and redeem shares on a monthly basis, thus avoiding the long lock-up periods common in most private equity funds. The Fund may hedge certain currency exposure to reduce the risk of foreign exchange movements. The Fund is a feeder fund that invests in Partners Group Global Value SICAV ("Underlying Fund"). The Fund will invest in an AUD denominated share class of the Underlying Fund.

## Platform partners

Asgard - AMP North - AMP PPS - BT Panorama - CFS FirstWrap - Hub24 - Macquarie Wrap - MLC Wrap - Netwealth - PortfolioCare - Powerwrap

## Rated by

Lonsec (Highly Recommended) - Zenith (Highly Recommended)

## Investor Relations

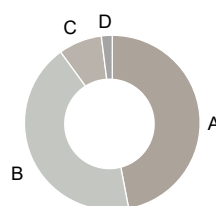
Partners Group Private Markets (Australia) Pty. Ltd.  
Level 32, Deutsche Bank Place  
126 Phillip Street  
Sydney NSW 2000  
Australia  
Phone: +61 (2) 8216 1900  
[www.partnersgroupaustralia.com.au](http://www.partnersgroupaustralia.com.au)

## Key facts

Launch date	31.05.2012
Financial year-end	30 June
Term	open-ended structure
Currency	AUD
Management fee	1.75% p.a.
Distribution	cash / reinvest
APIR	ETL0276AU
ARSN	151 215 342

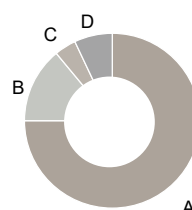
## Portfolio composition

### Investments by regional focus



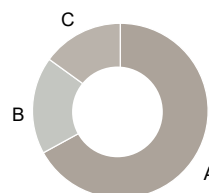
Region	Percentage
A North America	47%
B Europe	43%
C Asia-Pacific	8%
D Rest of World	2%

### Investments by financing stage



Financing Stage	Percentage
A Buyout	75%
B Private debt	14%
C Venture capital	4%
D Cash & cash equivalents	7%

### Investments by transaction type



Transaction Type	Percentage
A Direct	67%
B Primary	18%
C Secondary	15%

**1 Key figures** Total fund size (in million) relates to the underlying Luxembourg fund Partners Group Global Value SICAV including all share classes. **2 Net performance since inception** Indexed to 100. Figures show performance of PG GV SICAV I (EUR) since inception of the share class on 28 February 2007 - figures used as reference and for illustration purpose only. Past performance is not indicative of future results. There is no assurance that similar investments will be made nor that similar results will be achieved. PG GV SICAV I (EUR): based on monthly valuations. MSCI World TR: Bloomberg MXWOHEUR Index in EUR. The inclusion of this index/benchmark is used for comparison purposes and should not be construed to mean that there will necessarily be a correlation between the fund/investment return and the index/benchmark. **Largest ten direct investments** Based on total net asset value of the Fund; may include valuation adjustments that occurred after the effective NAV valuation day. There is no assurance that similar investments will be made. **3 Monthly net performance** The figures shown in grey, before inception of PG GL Value Fund on 31.05.2012, represent monthly performance of class I (EUR) with inception date 28.02.2007. Total return figures. There is no assurance that similar investments will be made nor that similar results will be achieved. **Portfolio composition** For illustrative purposes only. Based on total value of investments. Information shown is on a look-through basis for all Partners Group Programs. Diversification does not ensure a profit or protect against loss.

Equity Trustees Limited ("Equity Trustees") (ABN 46 004 031 298), AFSL 240975, is the Responsible Entity for the Partners Group Global Value Fund ("the Fund"). Equity Trustees is a subsidiary of EQT Holdings Limited (ABN 22 607 797 615) a publicly listed company on the Australian Securities Exchange (ASX: EQT). This factsheet has been prepared by Partners Group Private Markets (Australia) Pty Ltd ACN 624 981 282 AFSL 509285 ("PGA"), to provide you with general information only. In preparing this factsheet, we did not take into account the investment objectives, financial situation or particular needs of any particular person. It is not intended to take the place of professional advice and you should not take action on specific issues in reliance on this information. Neither PGA, Equity Trustees nor any of its related parties, their employees or directors, provide any warranty of accuracy or reliability in relation to such information or accepts any liability to any person who relies on it. Past performance should not be taken as an indicator of future performance. You should obtain a copy of the Product Disclosure Statement before making a decision about whether to invest in this product. The Fund's Target Market Determination is available here <https://www.eqt.com.au/insto/>. A Target Market Determination is a document which is required to be made available from 5 October 2021. It describes who this financial product is likely to be appropriate for (i.e. the target market), and any conditions around how the product can be distributed to investors. It also describes the events or circumstances where the Target Market Determination for this financial product may need to be reviewed.

The advice provided in this factsheet is provided by PGA. Any advice provided is general financial product advice only and does not take into account your objectives, financial situation or needs. Before acting on the advice, you should consider how appropriate it is having regard to your objectives, financial situation and needs. You should consider the product disclosure statement for the Fund, and consider talking to a financial adviser before making a decision to invest in, or continuing to hold, interests in the Fund. Interests in the Fund are issued by Equity Trustees. The product disclosure statement for the fund is available at <https://www.partnersgroupaustralia.com.au/en/our-funds/funds-overview>.

PGA can be contacted via <https://www.partnersgroupaustralia.com.au/en/contact/>. PGA has been appointed as the investment manager and the promoter of the interests in the Partners Group Global Value Fund by Equity Trustees by Equity Trustees in its capacity as responsible entity of the Fund. PGA may receive fees in those roles. These fees will generally be calculated as a percentage of the funds under management within the Fund. See section 7 of the PDS for further information about the management fee charged by the investment manager. You may request particulars of the fees that are paid to PGA and its related companies within a reasonable time of receiving the advice contained in this factsheet.

The rating issued September 2022 is published by Lonsec Research Pty Ltd ABN 11 151 658 561 AFSL 421 445 (Lonsec). Ratings are general advice only, and have been prepared without taking account of your objectives, financial situation or needs. Consider your personal circumstances, read the product disclosure statement and seek independent financial advice before investing. The rating is not a recommendation to purchase, sell or hold any product. Past performance information is not indicative of future performance. Ratings are subject to change without notice and Lonsec assumes no obligation to update. Lonsec uses objective criteria and receives a fee from the Fund Manager. Visit [lonsec.com.au](http://lonsec.com.au) for ratings information and to access the full report. © 2022 Lonsec. All rights reserved.

The Zenith Investment Partners (ABN 27 103 132 672, AFS Licence 226872) ("Zenith") rating (assigned ETL0276AU, February 2023) referred to in this piece is limited to "General Advice" (s766B Corporations Act 2001) for Wholesale clients only. This advice has been prepared without taking into account the objectives, financial situation or needs of any individual, including target markets of financial products, where applicable, and is subject to change at any time without prior notice. It is not a specific recommendation to purchase, sell or hold the relevant product(s). Investors should seek independent financial advice before making an investment decision and should consider the appropriateness of this advice in light of their own objectives, financial situation and needs. Investors should obtain a copy of, and consider the PDS or offer document before making any decision and refer to the full Zenith Product Assessment available on the Zenith website. Past performance is not an indication of future performance. Zenith usually charges the product issuer, fund manager or related party to conduct Product Assessments. Full details regarding Zenith's methodology, ratings definitions and regulatory compliance are available on our Product Assessments and at [Fund Research Regulatory Guidelines](http://Fund Research Regulatory Guidelines).

All references in this factsheet to Portfolio refers to the portfolio of investments within the Underlying Fund Partners Group Global Value SICAV. Partners Group Global Value Fund (AUD) invests directly into the Underlying Fund providing indirect exposure to the Portfolio attributes detailed in this factsheet.