

Monthly report as of 28 February 2022

Stable unit price development despite public market volatility

- New private equity direct investment in HTL Biotechnology
- New private debt direct investment in Wella

In February, global equity markets continued to develop negatively, and volatility increased to the highest level in two years. The month started off with inflation concerns as the consumer price index increased more than expected, and the US Fed adopted an increasingly hawkish tone. During the end of this month, geopolitical tensions resulted in further declines of global equity markets. In this market environment, Partners Group Global Value AUD unit price decreased by 1%.

During the reporting period, Partners Group invested in HTL Biotechnology, a leading biotech and industrial player in the development and production of pharmaceutical-grade biopolymers used in pharmaceutical applications such as medical aesthetics, ophthalmology and rheumatology. The company is a pioneer in the production of hyaluronic acid ("HA") and is one of the few global manufacturers that can produce a significant volume of high-grade pharmaceutical quality HA. The investment in HTL Biotechnology stands to benefit from its leading position in the fast-growing HA market. The company also benefits from a diversified customer base that includes major pharmaceutical players with long-term contracts, leading to high cash flow visibility. Partners Group together with HTL Biotechnology will look to accelerate its development strategy by creating new types of biopolymers and chemical modifications while exploring the untapped potential of biopolymers in innovative applications such as regenerative medicine or drug delivery.

Furthermore, Partners Group provided mezzanine debt financing to Wella for the purpose of refinancing and dividend recapitalization, triggered by the company's strong recovery post COVID-19. Established more than 140 years ago and headquartered in Switzerland, Wella is one of the world's leading beauty companies focused on hair and nail care products. The company has a family of 14 iconic brands such as Clairol, ghd, Nioxin, OPI and Wella Professionals. The company has a presence in more than 250'000 hair and nail salons over 100 countries with around 6'000 employees globally.

As to the war and tragedy in Ukraine, we are supporting initiatives to bring medicine, food, and other essential supplies to Ukrainians in need. Partners Group has no direct investments in Ukraine, Russia, or Belarus. Indirect investments amount to less than 0.1% of AuM of the Fund.

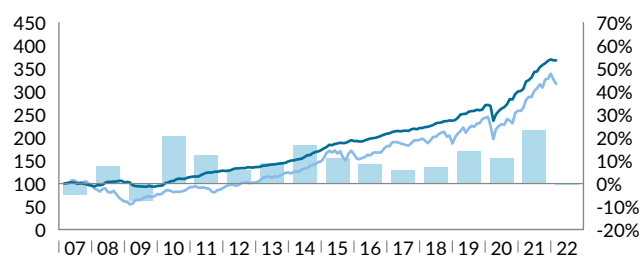
**This Fund might restrict outflows in the future.**

**IMPORTANT INFORMATION:** We would like to remind investors that redeeming their holdings in the Fund is subject to restrictions as set out in the Fund's constituent documents, including being subject to the ability of the Fund to redeem its holdings in the Underlying Fund. Redemptions are generally subject to a maximum per dealing day expressed as a percentage of the net asset value. In certain circumstances redemptions in the Underlying Fund may also be suspended thus affecting redemptions of the Fund.

Key figures

In AUD	31.01.2022	28.02.2022	YTD
NAV per share	3.2284	3.1968	-1.1%
Master Fund size (in million) <sup>1</sup>	10'759.28	10'640.67	
Investment level	81.9%	81.1%	
Performance (since inception)	230.0%	226.7%	
Monthly volatility (since inception)	5.5%	5.5%	

Net performance since inception<sup>2</sup>



■ PG GL Value SICAV I EUR ■ MSCI World TR ■ Performance (RHS)

Largest ten direct investments

1. United States Infrastructure Corporation	Utilities
2. PCI Pharma Services	Healthcare
3. DiversiTech	Industrials
4. SRS Distribution, Inc.	Materials
5. Ammega (Megadyne - Ammeraal Beltech)	Industrials
6. Foncia II	Financials
7. Civica	Information technology
8. Zabka Polska SA	Consumer staples
9. KinderCare Education	Consumer discretionary
10. Techem	Industrials

Net performance

Name	1 month	3 months	6 months	1 year	3 years	5 years	7 years	10 years	ITD ann.
PG GL Value SICAV W AUD	-1.0%	-0.7%	2.5%	19.6%	14.6%	13.2%	12.1%	13.1%	10.3%

Returns for periods of one year or more are annualised.

Monthly net performance<sup>3</sup>

	Jan	Feb	Mar	Apr	May	Jun	Jul	Aug	Sep	Oct	Nov	Dec	Year
2007			0.8%	1.2%	0.4%	-0.9%	-2.1%	1.3%	-1.3%	-0.7%	-2.4%	-1.2%	-4.7%
2008	-1.7%	3.0%	-0.2%	1.2%	4.4%	1.9%	-0.2%	0.9%	-0.1%	1.4%	0.2%	-3.4%	7.6%
2009	1.0%	-1.0%	-5.7%	-1.8%	-0.9%	-0.2%	-0.6%	-0.3%	2.3%	-1.9%	0.0%	1.4%	-7.6%
2010	0.7%	0.6%	5.5%	0.9%	3.2%	0.1%	3.7%	1.2%	-0.3%	-0.3%	2.4%	1.3%	20.5%
2011	0.9%	0.4%	-0.5%	2.8%	2.4%	2.0%	0.6%	-0.1%	1.4%	0.0%	1.0%	0.9%	12.4%
2012	-0.6%	0.4%	1.0%	2.2%	0.7%	-0.3%	-0.9%	1.2%	2.0%	0.4%	-0.3%	1.6%	7.7%
2013	0.8%	0.7%	0.3%	0.9%	3.5%	2.1%	2.0%	1.0%	-0.1%	0.1%	2.2%	3.3%	18.1%
2014	1.4%	0.3%	0.2%	0.8%	0.4%	2.1%	2.0%	-0.2%	3.6%	1.1%	1.6%	2.1%	16.5%
2015	1.5%	1.2%	2.1%	-0.0%	1.9%	1.1%	2.2%	1.5%	-0.0%	0.8%	-0.3%	-0.2%	12.3%
2016	1.0%	-0.7%	-0.7%	1.8%	2.1%	0.1%	0.0%	0.8%	0.9%	0.6%	1.3%	1.6%	9.2%
2017	-0.3%	0.4%	1.3%	1.8%	1.1%	0.0%	0.1%	0.4%	1.9%	1.0%	0.7%	0.5%	9.2%
2018	0.2%	1.6%	1.1%	1.0%	-0.2%	2.6%	0.6%	1.1%	1.3%	0.1%	-0.2%	1.4%	11.0%
2019	-0.3%	2.6%	2.7%	0.9%	0.7%	2.1%	0.6%	0.6%	0.8%	-0.3%	0.9%	2.9%	15.0%
2020	1.6%	0.2%	-10.7%	3.3%	3.0%	1.0%	1.8%	1.7%	4.6%	0.2%	3.4%	1.0%	10.5%
2021	0.3%	1.0%	4.7%	1.3%	2.3%	3.6%	1.2%	2.7%	1.1%	-0.4%	2.5%	0.3%	22.5%
2022	-0.1%	-1.0%											-1.1%

Past performance is not indicative of future results. There is no assurance that similar investments will be made nor that similar results will be achieved. Performance is net of all fees. Starting with 2020, performance (since inception), June monthly net performance, and full-year net performance figures include the impact of reinvested distributions allocated to investors.

Monthly report as of 28 February 2022

Partners Group Global Value Fund (AUD) is an Australian unit trust with the objective of achieving capital growth over the medium- and long-term by investing in private equity. It provides investors with a broad diversification across geographies, financing stages and investment types, while using Partners Group's relative value investment approach to systematically overweight those segments and investment types that offer attractive value at a given point in time, in order to significantly enhance risk-adjusted returns. The Fund allows investors to subscribe and redeem shares on a monthly basis, thus avoiding the long lock-up periods common in most private equity funds. The Fund may hedge certain currency exposure to reduce the risk of foreign exchange movements. The Fund is a feeder fund that invests in Partners Group Global Value SICAV ("Underlying Fund"). The Fund will invest in an AUD denominated share class of the Underlying Fund.

Platform partners

Asgard - AMP North - AMP PPS - BT Panorama - CFS FirstWrap - Hub24 - Macquarie Wrap - MLC Wrap - Netwealth - PortfolioCare - Powerwrap

Rated by

Lonsec (Highly Recommended) - Zenith (Highly Recommended)

Investor Relations


Partners Group Private Markets (Australia) Pty. Ltd.  
 Level 32, Deutsche Bank Place  
 126 Phillip Street  
 Sydney NSW 2000  
 Australia  
 Phone: +61 (2) 8216 1900  
[www.partnersgroupprivate.com.au](http://www.partnersgroupprivate.com.au)

Key facts

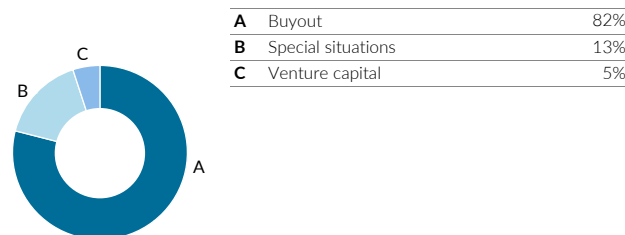
Launch date	31.05.2012
Financial year-end	30 June
Term	open-ended structure
Currency	AUD
Management fee	1.75% p.a.
Distribution	cash / reinvest
APIR	ETL0276AU
ARSN	151 215 342

Portfolio composition


Investments by regional focus



Investments by financing stage



Investments by transaction type



**1 Key figures** Total fund size (in million) relates to the underlying Luxembourg Fund Partners Global Value Fund (AUD) including all share classes. **2 Net performance since inception** Indexed to 100. Figures show performance of PG GV SICAV I (EUR) since inception of the share class on 28 February 2007 - figures used as reference and for illustration purpose only. Past performance is not indicative of future results. There is no assurance that similar investments will be made nor that similar results will be achieved. PG GV SICAV I (EUR): based on monthly valuations. MSCI World TR: Bloomberg NDDUWI Index in EUR. The inclusion of this index/benchmark is used for comparison purposes and should not be construed to mean that there will necessarily be a correlation between the fund/investment return and the index/benchmark. **Largest ten direct investments** Based on total net asset value of the Fund; may include valuation adjustments that occurred after the effective NAV valuation day. There is no assurance that similar investments will be made. **3 Monthly net performance** the figures shown in grey, before inception of class W (AUD) on 31.05.2012, represent monthly performance of class I (EUR) with inception date 28.02.2007. Total return figures. Past performance is not indicative of future results. There is no assurance that similar investments will be made nor that similar results will be achieved. **Portfolio composition** Past performance is not indicative of future results. For illustrative purposes only. Based on total value of investments. Information shown is on a look-through basis for all Partners Group Programs. Diversification does not ensure a profit or protect against loss. Exposure to special situations primarily refers to private debt investments and can also include real estate.

Equity Trustees Limited ("Equity Trustees") (ABN 46 004 031 298), AFSL 240975, is the Responsible Entity for the Partners Group Global Value Fund ("the Fund"). Equity Trustees is a subsidiary of EQT Holdings Limited (ABN 22 607 797 615) a publicly listed company on the Australian Securities Exchange (ASX: EQT). This factsheet has been prepared by Partners Group Private Markets (Australia) Pty Ltd ACN 624 981 282 AFSL 509285 ("PGA"), to provide you with general information only. In preparing this factsheet, we did not take into account the investment objectives, financial situation or particular needs of any particular person. It is not intended to take the place of professional advice and you should not take action on specific issues in reliance on this information. Neither PGA, Equity Trustees nor any of its related parties, their employees or directors, provide any warranty of accuracy or reliability in relation to such information or accepts any liability to any person who relies on it. Past performance should not be taken as an indicator of future performance. You should obtain a copy of the Product Disclosure Statement before making a decision about whether to invest in this product. The Fund's Target Market Determination is available here <https://www.eqt.com.au/insto/>. A Target Market Determination is a document which is required to be made available from 5 October 2021. It describes who this financial product is likely to be appropriate for (i.e. the target market), and any conditions around how the product can be distributed to investors. It also describes the events or circumstances where the Target Market Determination for this financial product may need to be reviewed.

The advice provided in this factsheet is provided by PGA. Any advice provided is general financial product advice only and does not take into account your objectives, financial situation or needs. Before acting on the advice, you should consider how appropriate it is having regard to your objectives, financial situation and needs. You should consider the product disclosure statement for the Fund, and consider talking to a financial adviser before making a decision to invest in, or continuing to hold, interests in the Fund. Interests in the Fund are issued by Equity Trustees. The product disclosure statement for the fund is available at <https://www.partnersgroupprivate.com.au/en/our-funds/funds-overview>

PGA can be contacted via <https://www.partnersgroupprivate.com.au/en/contact/>. PGA has been appointed as the investment manager and the promoter of the interests in the Partners Group Global Value Fund by Equity Trustees by Equity Trustees in its capacity as responsible entity of the Fund. PGA may receive fees in those roles. These fees will generally be calculated as a percentage of the funds under management within the Fund. See section 7 of the PDS for further information about the management fee charged by the investment manager. You may request particulars of the fees that are paid to PGA and its related companies within a reasonable time of receiving the advice contained in this factsheet.

The rating issued 10/2021 is published by Lonsec Research Pty Ltd ABN 11 151 658 561 AFSL 421 445 (Lonsec). Ratings are general advice only, and have been prepared without taking account of your objectives, financial situation or needs. Consider your personal circumstances, read the product disclosure statement and seek independent financial advice before investing. The rating is not a recommendation to purchase, sell or hold any product. Past performance information is not indicative of future performance. Ratings are subject to change without notice and Lonsec assumes no obligation to update. Lonsec uses objective criteria and receives a fee from the Fund Manager. Visit [lonsec.com.au](http://lonsec.com.au) for ratings information and to access the full report. © 2021 Lonsec. All rights reserved.

The Zenith Investment Partners (ABN 27 103 132 672, AFS Licence 226872) ("Zenith") rating (assigned ETL0276AU, February 2022) referred to in this piece is limited to "General Advice" (s766B Corporations Act 2001) for Wholesale clients only. This advice has been prepared without taking into account the objectives, financial situation or needs of any individual, including target markets of financial products, where applicable, and is subject to change at any time without prior notice. It is not a specific recommendation to purchase, sell or hold the relevant product(s). Investors should seek independent financial advice before making an investment decision and should consider the appropriateness of this advice in light of their own objectives, financial situation and needs. Investors should obtain a copy of, and consider the PDS or offer document before making any decision and refer to the full Zenith Product Assessment available on the Zenith website. Past performance is not an indication of future performance. Zenith usually charges the product issuer, fund manager or related party to conduct Product Assessments. Full details regarding Zenith's methodology, ratings definitions and regulatory compliance are available on our Product Assessments and at [Fund Research Regulatory Guidelines](http://Fund Research Regulatory Guidelines).

All references in this factsheet to Portfolio refers to the portfolio of investments within the Underlying Fund Partners Group Global Value SICAV. Partners Group Global Value Fund (AUD) invests directly into the Underlying Fund providing indirect exposure to the Portfolio attributes detailed in this factsheet.