

Monthly report as of 28 February 2021

Positive performance development and increased investment activity in February

- Unit price up by 1.0%
- New private equity direct investment in Serb

In February, Partners Group Global Value Fund (AUD) continued its positive development and gained 1.0% in value, taking the annualized since inception net performance to 9.6%. The increase in value was mainly attributable to the positive development of the underlying private equity direct investments.

On the investment side, Partners Group called capital to invest in Serb, a global specialty pharmaceutical group that commercializes branded prescription medicines addressing rare and life-threatening medical cases across more than 80 countries. The company contributes to UN SDG target 3.8 by increasing access to quality, essential health care services, and access to safe, effective, quality, and affordable essential medicines and vaccines for all. Headquartered in Belgium, Serb offers a portfolio of pharmaceutical drugs that address critical care and rare diseases. The company supplies drug treatments that require complex manufacturing, supply chain logistics and authorizations that differ across countries. In December 2020, Serb announced the acquisition of BTG Specialty Pharmaceuticals, whose products focus exclusively on emergency care. The company also aims to further expand in key regions such as the US and grow sales of existing medicines through targeted product developments.

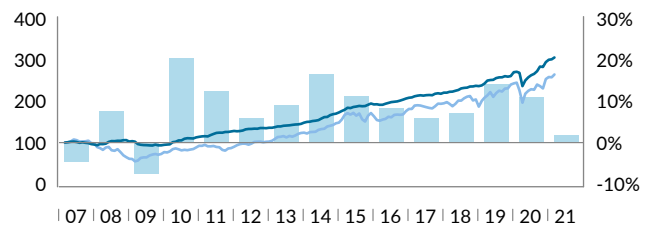
This Fund might restrict outflows in the future.

IMPORTANT INFORMATION: We would like to remind investors that redeeming their holdings in the Fund is subject to restrictions as set out in the Fund's constituent documents, including being subject to the ability of the Fund to redeem its holdings in the Underlying Fund. Redemptions are generally subject to a maximum per dealing day expressed as a percentage of the net asset value. In certain circumstances redemptions in the Underlying Fund may also be suspended thus affecting redemptions of the Fund.

Key figures

In AUD	31.01.2021	28.02.2021	YTD
NAV per share	2.6463	2.6740	1.3%
Master Fund size (in million) ¹	7'067.26	7'180.31	
Investment level	90.7%	90.7%	
Performance (since inception)	170.4%	173.2%	
Monthly volatility (since inception)	5.5%	5.4%	

Net performance since inception²



■ PG GL Value SICAV I EUR ■ MSCI World TR ■ Performance (RHS)

Largest ten direct investments

1. Cerba HealthCare	Healthcare
2. GlobalLogic	Information technology
3. Foncia	Financials
4. United States Infrastructure Corporation	Utilities
5. Civica	Information technology
6. STADA Arzneimittel AG	Healthcare
7. CPA Global (Clarivate merger)	Information technology
8. Ammega (Megadyne - Ammeraal Beltech)	Industrials
9. Acrisure	Financials
10. Techem	Industrials

Net performance

Name	1 month	3 months	6 months	1 year	3 years	5 years	7 years	10 years	ITD ann.
PG GL Value SICAV W AUD	1.0%	2.4%	10.9%	10.0%	12.0%	11.2%	11.9%	12.2%	9.6%

Monthly net performance³

	Jan	Feb	Mar	Apr	May	Jun	Jul	Aug	Sep	Oct	Nov	Dec	Year
2007			0.8%	1.2%	0.4%	-0.9%	-2.1%	1.3%	-1.3%	-0.7%	-2.4%	-1.2%	-4.7%
2008	-1.7%	3.0%	-0.2%	1.2%	4.4%	1.9%	-0.2%	0.9%	-0.1%	1.4%	0.2%	-3.4%	7.6%
2009	1.0%	-1.0%	-5.7%	-1.8%	-0.9%	-0.2%	-0.6%	-0.3%	2.3%	-1.9%	0.0%	1.4%	-7.6%
2010	0.7%	0.6%	5.5%	0.9%	3.2%	0.1%	3.7%	1.2%	-0.3%	-0.3%	2.4%	1.3%	20.5%
2011	0.9%	0.4%	-0.5%	2.8%	2.4%	2.0%	0.6%	-0.1%	1.4%	0.0%	1.0%	0.9%	12.4%
2012	-0.6%	0.4%	1.0%	2.2%	0.7%	-0.3%	-0.9%	1.2%	2.0%	0.4%	-0.3%	1.6%	7.7%
2013	0.8%	0.7%	0.3%	0.9%	3.5%	2.1%	2.0%	1.0%	-0.1%	0.1%	2.2%	3.3%	18.1%
2014	1.4%	0.3%	0.2%	0.8%	0.4%	2.1%	2.0%	-0.2%	3.6%	1.1%	1.6%	2.1%	16.5%
2015	1.5%	1.2%	2.1%	-0.0%	1.9%	1.1%	2.2%	1.5%	-0.0%	0.8%	-0.3%	-0.2%	12.3%
2016	1.0%	-0.7%	-0.7%	1.8%	2.1%	0.1%	0.0%	0.8%	0.9%	0.6%	1.3%	1.6%	9.2%
2017	-0.3%	0.4%	1.3%	1.8%	1.1%	0.0%	0.1%	0.4%	1.9%	1.0%	0.7%	0.5%	9.2%
2018	0.2%	1.6%	1.1%	1.0%	-0.2%	2.6%	0.6%	1.1%	1.3%	0.1%	-0.2%	1.4%	11.0%
2019	-0.3%	2.6%	2.7%	0.9%	0.7%	2.1%	0.6%	0.6%	0.8%	-0.3%	0.9%	2.9%	15.0%
2020	1.6%	0.2%	-10.7%	3.3%	3.0%	1.0%	1.8%	1.7%	4.6%	0.2%	3.4%	1.0%	10.5%
2021	0.3%	1.0%											1.3%

Past performance is not indicative of future results. There is no assurance that similar investments will be made nor that similar results will be achieved. Starting with 2020, performance (since inception), June monthly net performance, and full-year net performance figures include the impact of reinvested distributions allocated to investors.

Monthly report as of 28 February 2021

Partners Group Global Value Fund (AUD) is an Australian unit trust with the objective of achieving capital growth over the medium- and long-term by investing in private equity. It provides investors with a broad diversification across geographies, financing stages and investment types, while using Partners Group's relative value investment approach to systematically overweight those segments and investment types that offer attractive value at a given point in time, in order to significantly enhance risk-adjusted returns. The Fund allows investors to subscribe and redeem shares on a monthly basis, thus avoiding the long lock-up periods common in most private equity funds. The Fund may hedge certain currency exposure to reduce the risk of foreign exchange movements. The Fund is a feeder fund that invests in Partners Group Global Value SICAV ("Underlying Fund"). The Fund will invest in an AUD denominated share class of the Underlying Fund.

Platform partners

Asgard - AMP North - AMP PPS - BT Panorama - CFS FirstWrap - Hub24 - Macquarie Wrap - MLC Wrap - Netwealth - PortfolioCare - Powerwrap

Rated by

Lonsec (Highly Recommended) - Zenith (Highly Recommended)

Investor Relations

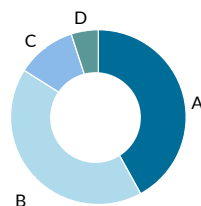
Partners Group Private Markets (Australia) Pty. Ltd.
 Level 32, Deutsche Bank Place
 126 Phillip Street
 Sydney NSW 2000
 Australia
 Phone: +61 (2) 8216 1900
www.partnersgroupprivate.com.au

Key facts

Launch date	31.05.2012
Financial year-end	30 June
Term	open-ended structure
Currency	AUD
Management fee	1.75% p.a.
Distribution	cash / reinvest
APIR	ETL0276AU
ARBN	151 215 342

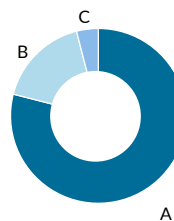
Portfolio composition

Investments by regional focus



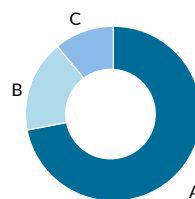
A	Europe	42%
B	North America	42%
C	Asia-Pacific	11%
D	Rest of World	5%

Investments by financing stage



A	Buyout	79%
B	Special situations	17%
C	Venture capital	4%

Investments by transaction type



A	Direct	72%
B	Primary	17%
C	Secondary	11%

1 Key figures Total fund size (in million) relates to the overall Partners Global Value Fund (AUD) including all share classes. **2 Net performance since inception** Indexed to 100. Figures show performance of PG GV SICAV I (EUR) since inception of the share class on 28 February 2007 - figures used as reference and for illustration purpose only. Past performance is not indicative of future results. There is no assurance that similar investments will be made nor that similar results will be achieved. PG GV SICAV I (EUR): based on monthly valuations. MSCI World TR: Bloomberg NDDUWI Index in EUR. **Largest ten direct investments** Based on total net asset value of the Fund; may include valuation adjustments that occurred after the effective NAV valuation day. There is no assurance that similar investments will be made. **3 Monthly net performance** The figures shown in grey, before inception of class W (AUD) on 31.05.2012, represent monthly performance of class I (EUR) with inception date 28.02.2007. Total return figures. Past performance is not indicative of future results. There is no assurance that similar investments will be made nor that similar results will be achieved. **Portfolio composition** Past performance is not indicative of future results. For illustrative purposes only. Based on total value of investments. Information shown is on a look-through basis for all Partners Group Programs. Diversification does not ensure a profit or protect against loss. Exposure to special situations primarily refers to private debt investments and can also include real estate.

Equity Trustees Limited ("Equity Trustees") (ABN 46 004 031 298), AFSL 240975, is the Responsible Entity for the Partners Group Global Value Fund. Equity Trustees is a subsidiary of EQT Holdings Limited (ABN 22 607 797 615), a publicly listed company on the Australian Securities Exchange (ASX: EQT). This fact sheet has been prepared by Partners Group Private Markets (Australia) Pty Ltd ("PGA"), to provide you with general information only. In preparing this fact sheet, we did not take into account the investment objectives, financial situation or particular needs of any particular person. It is not intended to take the place of professional advice and you should not take action on specific issues in reliance on this information. Neither PGA, Equity Trustees nor any of its related parties, their employees or directors, provide any warranty of accuracy or reliability in relation to such information or accepts any liability to any person who relies on it. Past performance should not be taken as an indicator of future performance. You should obtain a copy of the Product Disclosure Statement before making a decision about whether to invest in this product.

The advice provided in this document is provided by Partners Group Private Markets (Australia) Pty Limited ACN 624 981 282 AFSL 509285 (PGA). Any advice provided is general financial product advice only and does not take into account your objectives, financial situation or needs. Before acting on the advice, you should consider how appropriate it is having regard to your objectives, financial situation and needs. You should consider the product disclosure statement for the fund, and consider talking to a financial adviser before making a decision to invest in, or continuing to hold, interests in the fund. Interests in the fund are issued by Equity Trustees Limited ACN 004 031 298 AFSL 240 975. The product disclosure statement for the fund is available at <https://www.partnersgroupprivate.com.au/en/our-funds/funds-overview/>

PGA can be contacted via <https://www.partnersgroupprivate.com.au/en/contact/>. PGA has been appointed as the investment manager and the promoter of the interests in the Partners Group Global Value Fund AUD by EQT in its capacity as responsible entity of the Fund. PGA may receive fees in those roles. These fees will generally be calculated as a percentage of the funds under management within the Fund. See section "Fees and other costs" in the PDS for further information about the management fee charged by the investment manager. You may request particulars of the fees that are paid to PGA and its related companies within a reasonable time of receiving the advice contained in this report.

The Lonsec Rating (assigned September 2020) presented in this document are published by Lonsec Research Pty Ltd ABN 11 151 658 561 AFSL 421 445. The Rating is limited to "General Advice" (as defined in the Corporations Act 2001 (Cth)) and based solely on consideration of the investment merits of the financial product(s). Past performance information is for illustrative purposes only and is not indicative of future performance. It is not a recommendation to purchase, sell or hold Partners Group product(s), and you should seek independent financial advice before investing in this product(s). The Rating is subject to change without notice and Lonsec assumes no obligation to update the relevant document(s) following publication. Lonsec receives a fee from the Fund Manager for researching the product(s) using comprehensive and objective criteria. For further information regarding Lonsec's Ratings methodology, please refer to our website at <http://www.bev-ond.lonsec.com.au/intelligence/lonsec-ratings>

The Zenith Investment Partners ("Zenith") Australian Financial Services License No. 226872 rating (assigned February 2021) referred to in this document is limited to "General Advice" (as defined by the Corporations Act 2001) for Wholesale clients only. This advice has been prepared without taking into account the objectives, financial situation or needs of any individual. It is not a specific recommendation to purchase, sell or hold the relevant product(s). Investors should seek independent financial advice before making an investment decision and should consider the appropriateness of this advice in light of their own objectives, financial situation and needs. Investors should obtain a copy of, and consider the PDS or offer document before making any decision and refer to the full Zenith Product Assessment available on the Zenith website. Zenith usually charges the product issuer, fund manager or a related party to conduct Product Assessments. Full details regarding Zenith's methodology, ratings definitions and regulatory compliance are available on our Product Assessment's and at <http://www.zenithpartners.com.au/RegulatoryGuidelines>