

Monthly report as of 31 December 2023

Redemption Fee

In the interest of both redeeming and remaining investors, please take into consideration the 4% sell spread introduced last year for the benefit of the fund, effective from the November cut-off date (15 November 2022) until further notice.

December NAV per share decreased by 8.5%

In December, the NAV per share of the Partners Group Global Real Estate Fund (AUD) decreased by 8.5% for the partially hedged share class. Respectively, the NAV for the unhedged share class decreased by 9.7%.

The NAV in USD per share of Partners Group Global Real Estate FCP decreased by 7.8% with USD 17.3m of loss of real estate value lost over the month (USD 18.1m of total asset value reduction partially compensated with USD 0.8m of value creation).

This meaningful reduction reflects the increasing negativity within most global real estate markets reflecting two factors running in parallel:

- 1) the structural changes within the office markets as many corporates reduce their footprint (for instance, average office utilization has decreased by one day a week compared to 5 years ago from 4.5 days to 3.5 days), and
- 2) the impact of the "higher for longer" interest rate environment leading to higher discount rate and cap rates being used in valuations across all asset classes and frequently negating value creation.

We clearly witnessed an acceleration of this sentiment in Q3 and Q4 of 2023 as market valuers received more data points to inform and support their valuation opinions.

Given the 40% weighting of the fund to office markets, this impact has been meaningful with the office assets detracting USD 12.2m in December (~70% of the portfolios net loss of value). Nevertheless, we have reflected this ongoing trend throughout 2023 with valuation markdowns totaling USD 10.3m across the office portfolio in the prior months.

We have completed a comprehensive external valuation of our portfolio in the last three months of 2023 to capture the current market conditions. We have also taken select IFRS adjustments on indirect investments where we do not directly control the property level valuation process.

For further information enjoy the Global Real Estate FCP product video with Max Ilmoni, Managing Director at Partners Group via the [link](#) or the below QR code.



Monthly net performance - hedged (APIR ETL0480AU)

	Jan	Feb	Mar	Apr	May	Jun	Jul	Aug	Sep	Oct	Nov	Dec	Year
2017					0.8%	0.7%	1.1%	0.8%	0.7%	1.2%	1.9%	0.7%	8.2%
2018	-0.1%	0.0%	1.4%	2.4%	0.6%	2.2%	-0.5%	0.9%	1.1%	-0.2%	-0.1%	3.0%	11.1%
2019	1.2%	0.6%	1.0%	0.5%	0.2%	1.5%	-0.3%	1.1%	1.8%	0.0%	0.5%	1.8%	10.3%
2020	1.0%	0.9%	-5.4%	-1.8%	0.4%	-0.2%	-1.8%	-1.5%	1.6%	1.1%	-1.4%	-0.7%	-7.9%
2021	0.0%	-0.6%	2.5%	0.6%	0.3%	3.4%	1.3%	2.2%	1.8%	-2.3%	3.7%	0.8%	14.4%
2022	1.0%	-1.0%	-0.5%	2.2%	-0.5%	0.2%	0.4%	-0.4%	2.2%	0.1%	-1.5%	-0.9%	1.3%
2023	-0.9%	1.3%	-1.3%	0.7%	0.1%	-2.0%	-0.1%	0.8%	-0.4%	0.4%	-1.9%	-8.5%	-11.5%

Past performance is not indicative of future results. There is no assurance that similar investments will be made nor that similar results will be achieved. Performance figures are net of all fees.

Monthly net performance - unhedged (APIR ETL6184AU)

	Jan	Feb	Mar	Apr	May	Jun	Jul	Aug	Sep	Oct	Nov	Dec	Year
2017					1.1%	-1.6%	-1.9%	1.3%	1.6%	2.9%	2.4%	-1.5%	4.2%
2018	-3.4%	3.3%	2.4%	2.9%	0.5%	3.0%	-0.6%	4.5%	1.1%	1.3%	-2.3%	5.8%	19.6%
2019	-1.3%	2.2%	1.2%	1.1%	1.2%	0.5%	1.1%	2.7%	1.7%	-1.4%	1.9%	-0.7%	10.7%
2020	4.5%	3.4%	-1.4%	-4.6%	-0.2%	-1.7%	-3.3%	-2.6%	2.8%	1.9%	-3.3%	-2.4%	-7.2%
2021	0.3%	-0.9%	3.1%	0.1%	0.2%	4.7%	2.0%	2.5%	2.3%	-3.7%	5.9%	-0.1%	17.1%
2022	2.2%	-2.5%	-2.2%	5.0%	-0.7%	2.1%	-0.4%	0.7%	6.2%	0.5%	-4.0%	-1.5%	5.0%
2023	-3.0%	4.0%	-0.8%	1.5%	1.4%	-3.4%	-0.8%	3.1%	-0.1%	1.6%	-4.3%	-9.7%	-10.8%

Past performance is not indicative of future results. There is no assurance that similar investments will be made nor that similar results will be achieved. The figures shown in grey before the inception of the unhedged share class represent those of the Partners Group Global Real Estate FCP (Master Fund) converted to AUD. Performance figures are net of all fees.

This Fund might restrict outflows in the future.

IMPORTANT INFORMATION: We would like to remind investors that redeeming their holdings in the Fund is subject to restrictions as set out in the Fund's constituent documents, including being subject to the ability of the Fund to redeem its holdings in the Underlying Fund. Redemptions are generally subject to a maximum per dealing day expressed as a percentage of the net asset value. In certain circumstances redemptions in the Underlying Fund may also be suspended thus affecting redemptions of the Fund.

Key figures

In AUD	30.11.2023	31.12.2023	YTD
NAV per share	1.0972	1.0036	-11.5%
Master Fund size (in million) <sup>1</sup>	318.60	285.52	
Investment level	93.1%	94.0%	
Performance (since inception)	36.9%	25.2%	
Monthly volatility (since inception)	4.9%	6.0%	

Performance<sup>2</sup>

MTD	-8.5%
3M	-9.9%
1Y	-11.5%
ITD	3.4%
Annualized volatility	6.0%

Largest five direct investments

Asset	Region	Sector
1. The Complex	APC	Office
2. Beijing Retail and Office Asset (Moon)	APC	Office
3. German Office Portfolio (Omega)	WEU	Office
4. Florida Office Portfolio (Fairway)	NAM	Office
5. Project US Logistics Portfolio (Monroe)	NAM	Industrial

Largest five partnership investments

Project	Instrument
1. Globally Diversified Fund Portfolio (Aquila II)	Primary
2. Project Marigold (India industrial portfolio)	Secondary
3. US Logistics Portfolio (Monroe)	Secondary
4. US Multifamily Portfolio (Hamilton)	Secondary
5. Bridge Multifamily Fund IV L.P.	Primary

Monthly report as of 31 December 2023

The Partners Group Global Real Estate Fund (AUD) is an Australian Unit Trust with the objective of achieving long-term capital appreciation by investing in a global portfolio of real estate investments diversified by geographies, financing stages and property types. The investment strategy is led by Partners Group's relative value investment approach to optimise risk-adjusted returns by systematically overweight those segments and investment types that offer attractive value at a given point in time.

The Fund allows investors to subscribe and redeem shares on a monthly basis, thus avoiding the long lock-up periods common in most private real estate funds. The Fund may hedge certain currency exposure to reduce the risk of foreign exchange movements. The Fund is a feeder fund that invests in Partners Group Global Real Estate FCP ("Master Fund").

**Rated by**

Lonsec (Recommended) - Zenith (Recommended)

**Platforms**

Macquarie Wrap, Hub24, BT Panorama, Netwealth

**Contact details**

Partners Group Private Markets (Australia) Pty. Ltd.  
Level 32, Deutsche Bank Place  
126 Phillip Street  
Sydney NSW 2000  
Australia

Phone: +61 (2) 8216 1900

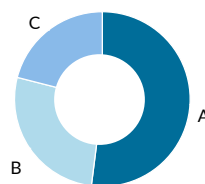
[www.partnersgroupaustralia.com.au](http://www.partnersgroupaustralia.com.au)

**Key facts**

Launch date	15.04.2017
Financial year-end	30 June
Term	open-ended structure
Currency	AUD
Management fee	1.75% p.a.
Distribution	net income distributed on an annual basis
APIR	ETL0480AU
ARSN	130 021484

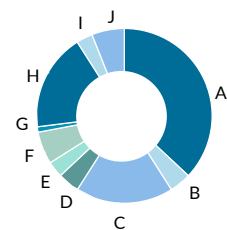
**Portfolio composition**

Investments by regional focus



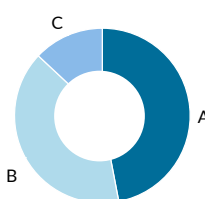
A	North America	52%
B	Europe	27%
C	Asia-Pacific	21%

Portfolio assets by real estate property type



A	Office	37%
B	Retail	4%
C	Industrial	18%
D	Diversified	4%
E	Mixed use	3%
F	Hotel	6%
G	Land	1%
H	Residential	18%
I	Infrastructure	3%
J	Other	6%

Investments by transaction type



A	Secondary	47%
B	Direct	40%
C	Primary	13%

**1 Key figures** Total fund size (in million) relates to the overall Partner Group Global Real Estate Fund (AUD) including all share classes. **Largest five direct investments** Based on total net asset value of the Fund; may include valuation adjustments that occurred after the effective NAV valuation day. There is no assurance that similar investments will be made. **2 Monthly net performance - hedged (APIR ETL0480AU)** PG GL RE Fund (AUD); past performance is not indicative of future results. There is no assurance that similar investments will be made nor that similar results will be achieved. The figures shown in grey, before the inception of class B (AUD) on 1 July 2018, represent those of the Partners Group Global Real Estate FCP (Master Fund) converted to AUD. For illustrative purposes only. **Portfolio composition** Past performance is not indicative of future results. For illustrative purposes only. Based on total value of investments. Information shown is on a look-through basis for all Partners Group Programs. Diversification does not ensure a profit or protect against loss.

All references in this monthly report to Portfolio refers to the portfolio investments within the Underlying Fund (the Partners Group Global Real Estate FCP). PGREF invests directly into the Underlying Fund providing indirect exposure to the Portfolio attributes detailed in this monthly report.

Equity Trustees Limited ("Equity Trustees") (ABN 46 004 031 298), AFSL 240975, is the Responsible Entity for the Partners Group Global Real Estate Fund (AUD) ("the Fund"). Equity Trustees is a subsidiary of EQT Holdings Limited (ABN 22607 797 615), a publicly listed company on the Australian Securities Exchange (ASX: EQT). This report has been prepared by Partners Group Private Markets (Australia) Pty Ltd ACN 624 981 282 AFSL 509285 ("PGA"), to provide you with general information only. In preparing this report, we did not take into account the investment objectives, financial situation or particular needs of any particular person. It is not intended to take the place of professional advice and you should not take action on specific issues in reliance on this information. Neither PGA, Equity Trustees nor any of its related parties, their employees or directors, provide any warranty of accuracy or reliability in relation to such information or accepts any liability to any person who relies on it. Past performance should not be taken as an indicator of future performance. You should obtain a copy of the Product Disclosure Statement before making a decision about whether to invest in this product.

The Fund's Target Market Determination is available here <https://www.eqt.com.au/insto/>. A Target Market Determination is a document which is required to be made available from 5 October 2021. It describes who this financial product is likely to be appropriate for (i.e. the target market), and any conditions around how the product can be distributed to investors. It also describes the events or circumstances where the Target Market Determination for this financial product may need to be reviewed.

The advice provided in this monthly report is provided by PGA. Any advice provided is general financial product advice only and does not take into account your objectives, financial situation or needs. Before acting on the advice, you should consider how appropriate it is having regard to your objectives, financial situation and needs. You should consider the product disclosure statement for the fund, and consider talking to a financial adviser before making a decision to invest in, or continuing to hold, interests in the fund. Interests in the fund are issued by Equity Trustees. The product disclosure statement for the fund is available at <https://www.partnersgroupaustralia.com.au/en/our-funds/funds-overview/>.

PGA can be contacted via <https://www.partnersgroupaustralia.com.au/en/contact/>. PGA has been appointed as the investment manager and the promoter of the interests in the Fund by Equity Trustees in its capacity as responsible entity of the Fund. PGA may receive fees in those roles. These fees will generally be calculated as a percentage of the funds under management within the Fund. See section 7 of the PDS for further information about the management fee charged by the investment manager. You may request particulars of the fees that are paid to PGA and its related companies within a reasonable time of receiving the advice contained in this monthly report.

The ratings issued 9/2023 are published by Lonsec Research Pty Ltd ABN 11 151 658 561 AFSL 421 445 (Lonsec). Ratings are general advice only, and have been prepared without taking account of your objectives, financial situation or needs. Consider your personal circumstances, read the product disclosure statement and seek independent financial advice before investing. The ratings are not a recommendation to purchase, sell or hold any product. Past performance information is not indicative of future performance. Ratings are subject to change without notice and Lonsec assumes no obligation to update. Lonsec uses objective criteria and receives a fee from the Fund Manager. Visit [lonsec.com.au](http://lonsec.com.au) for ratings information and to access the full report. © 2022 Lonsec. All rights reserved.

The Zenith Investment Partners (ABN 27 103 132 672, AFS Licence 226872) ("Zenith") ratings (assigned ETL0480AU, ETL6184AU, December 2022) referred to in this piece is limited to "General Advice" (s766B Corporations Act 2001) for Wholesale clients only. This advice has been prepared without taking into account the objectives, financial situation or needs of any individual, including target markets of financial products, where applicable, and is subject to change at any time without prior notice. It is not a specific recommendation to purchase, sell or hold the relevant product(s). Investors should seek independent financial advice before making an investment decision and should consider the appropriateness of this advice in light of their own objectives, financial situation and needs. Investors should obtain a copy of, and consider the PDS or offer document before making any decision and refer to the full Zenith Product Assessment available on the Zenith website. Past performance is not an indication of future performance. Zenith usually charges the product issuer, fund manager or related party to conduct Product Assessments. Full details regarding Zenith's methodology, ratings definitions and regulatory compliance are available on our Product Assessments and at [Fund Research Regulatory Guidelines](#).