



### Investment objective

The investment objective is to provide monthly income through exposure to a diversified pool of global private debt investments.

### Target distribution

The target cash distribution is RBA Cash Rate +4% per annum, net of fees, costs and taxes, and paid monthly. This is a target only and may not be achieved.

### Investment strategy

The investment strategy is to access a diversified portfolio of private debt investments through active origination, portfolio construction and risk management.

Private debt is accessed by borrowers that seek or need funding outside, or in addition to, more traditional sources of funding available via the bond markets or receiving a loan directly from a bank. Private debt is a crucial source of financing for companies that are rated Sub-Investment Grade or are unrated.

The strategy will be implemented by dynamically allocating investments across the following three distinct private debt strategies:

- The First Lien loan strategy, representing 60-100%
- The Second Lien and Subordinated loan strategy, representing 0-20%
- The Special Situations strategy, representing 0-25%

The portfolio will be highly diversified by loan type, credit quality, loan maturity, industry, consisting primarily of exposure to US and European companies with the potential for more limited exposure to companies in the Asia-Pacific region including Australia and Japan.

### Portfolio

The portfolio returned -0.49% for the month of November, with the YTD performance equal to 1.5%. No distributions were made during the month.

### Market

The leveraged loan market rebounded in November after a volatile month in October. The US S&P Leveraged Loan Index gained 0.59% in November, bringing overall YTD return to 6.94%. In Europe, the ELLI Index gained 0.28% in November, bringing overall YTD return to 3.85%.

In the US and Europe, overall market sentiment was more optimistic during November from perceived improving US-China trade conditions. While the overall weighted averaged bid of the S&P/LSTA index improved in November, this has not stopped the flight to quality sentiment in the US as the price gap between the highest rated loans (BB) and the lowest rated loans (B-) diverged to 564bps, up from 561bps in October. Distressed credits led the downward price movements, generally taking up the majority of loans that fell by 10% or more. In Europe, a slower new-issue market in November helped boost secondary prices with the weighted averaged bid of the ELLI index up 2bps over the month.

In Australia, the Reserve Bank left its cash rate unchanged at 0.75% after its last meeting of the year, while maintaining expectations of a period of continued low interest rates.

### Key information

In AUD	30.11.2019
Trust	Partners Group Global Income Fund
ASX code	PGG
Listing date	26.09.2019
Market capitalization	558'250'002
Total NTA	550'823'585
Manager	Partners Group Private Markets (Australia) Pty Ltd
Responsible entity	Equity Trustees Limited
Distribution frequency	Monthly
Target net cash distribution	RBA Cash Rate +4% p.a.

### Key figures

In AUD	31.10.2019	30.11.2019
Share price	2.04	2.03
NTA per share	1.99	2.00
Premium (Discount) to NTA	2.3%	1.3%
Leverage (in %)	0.0%	0.0%

### Net performance (based on NTA per unit)

In %	1 month	3 months	6 months	1 year	Since inception
Total return	0.65%	n.a.	n.a.	n.a.	0.15%
Distribution	0.00%	n.a.	n.a.	n.a.	0.00%
RBA cash rate	0.06%	n.a.	n.a.	n.a.	0.14%
Excess return	0.59%	n.a.	n.a.	n.a.	0.01%

### Net performance (based on ASX share price)

In %	1 month	3 months	6 months	1 year	Since inception
Total return	-0.49%	n.a.	n.a.	n.a.	1.50%
Distribution	0.00%	n.a.	n.a.	n.a.	0.00%
Distribution (¢ per unit)	0.0	n.a.	n.a.	n.a.	0.0

### Portfolio statistics

In AUD	30.11.2019
Number of positions	344
Current yield	5.0%
Current cash yield	5.0%
Current cash margin (bps)	405
Weighted average rating	B
Spread duration (years)	4.6

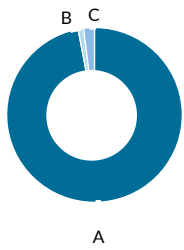
### Monthly net performance (based on ASX share price)

	Jan	Feb	Mar	Apr	May	Jun	Jul	Aug	Sep	Oct	Nov	Dec	YTD
2019									2.5%	-0.5%	-0.5%		1.5%

Past performance is not indicative of future results. There is no assurance that similar investments will be made nor that similar results will be achieved.

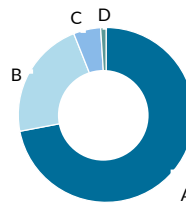


## Investments by type



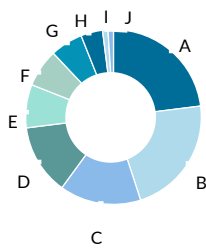
A	First Lien	97%
B	Second Lien	1%
C	Special Situation	2%

## Investments by currency



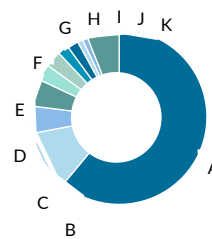
A	USD	72%
B	EUR	22%
C	GBP	5%
D	AUD	1%

## Investments by industry sector



A	Consumer Discretionary	23%
B	Health Care	22%
C	Information Technology	15%
D	Industrials	13%
E	Telecommunication Services	8%
F	Financials	7%
G	Materials	6%
H	Consumer Staples	4%
I	Energy	1%
J	Utilities	1%

## Investments by country



A	USA	61%
B	United Kingdom	11%
C	Germany	5%
D	Netherlands	5%
E	France	3%
F	Spain	3%
G	Canada	2%
H	Sweden	2%
I	Australia	1%
J	Singapore	1%
K	Others	6%

## Largest 10 investments

Company name	Country	Industry sector	% of NAV
Upstream Rehabilitation	USA	Health Care	1.3%
Sivantos	Singapore	Health Care	1.3%
Icon Group	Australia	Health Care	1.2%
Ellie Mae	USA	Financials	1.2%
HUB International	USA	Financials	1.2%
Motor Fuel Group	UK	Consumer Discretionary	1.2%
Blackstone CQP Holdco LP	USA	Energy	1.1%
Springer Nature	Germany	Consumer Discretionary	1.1%
Nestle Skin Health	Switzerland	Health Care	1.1%
VodafoneZiggo	Netherlands	Telecommunication Services	1.1%
<b>Total largest 10 obligors</b>			<b>11.8%</b>

**Net performance (based on NTA per unit)** Past performance is not indicative of future results. **Net performance (based on ASX share price)** Past performance is not indicative of future results. **Pie Charts** For illustrative purposes only. Based on total value of investments. Diversification does not ensure a profit or protect against a loss. **Largest 10 investments** Based on total NTA.

### Research houses

SQM (Superior)  
Independent Investment Research (Recommended)  
BondAdviser (Subscribe)

Unit Registry  
Boardroom Pty Limited  
Level 12, 225 George Street  
Sydney NSW 2000  
T +61 2 9290 9600

### Platforms

MacquarieWrap, BT Wrap, Asgard, BT Panorama, CFS FirstWrap, Netwealth, MLC (Investment only), Hub 24 (Investment only)

### Contact details

Partners Group Private Markets (Australia) Pty Ltd  
Level 32, Deutsche Bank Place  
126 Phillip Street  
Sydney NSW 2000  
Australia

Phone: +61 (2) 8216 1900  
Fax: +61 (2) 8216 1901  
[www.partnersgroupaustralia.com.au](http://www.partnersgroupaustralia.com.au)

### Equity Trustees Limited

Equity Trustees Limited ("Equity Trustees") (ABN 46 004 031 298), AFSL 240975, is the Responsible Entity for the Partners Group Global Income Fund. Equity Trustees is a subsidiary of EQT Holdings Limited (ABN 22 607 797 615), a publicly listed company on the Australian Securities Exchange (ASX: EQT) and is the Responsible Entity. This monthly report has been prepared by Partners Group Private Markets [Australia] Pty Ltd ACN 624 981 282 AFSL 509285 ("Partners Group"), to provide general information only. In preparing this monthly report, we did not take into account the investment objectives, financial situation or particular needs of any particular person. It is not intended to take the place of professional advice and you should not take action on specific issues in reliance on this information. Neither Partners Group, Equity Trustees nor any of its related parties, their employees or directors, provide any warranty of accuracy or reliability in relation to such information or accepts any liability to any person who relies on it. Past performance should not be taken as an indicator of future performance. You should obtain a copy of the Product Disclosure Statement before making a decision about whether to invest in this product.

The advice provided in this Monthly report is provided by Partners Group Private Markets (Australia) Pty Limited ACN 624 981 282 AFSL 509285 (PGA). Any advice provided is general financial product advice only and does not take into account your objectives, financial situation or needs. Before acting on the advice, you should consider how appropriate it is having regard to your objectives, financial situation and needs. You should consider the product disclosure statement for the Partners Group Global Income Fund ARSN 634 678 381 (Fund), and consider talking to a financial adviser before making a decision to invest in, or continuing to hold, interests in the Fund. Interests in the Fund are issued by Equity Trustees Limited ACN 004 031 298 AFSL 240 975. The product disclosure statement for the Fund is available at [https://www.partnersgroupaustralia.com.au/en/global-income-fund/global-income-fund-overview/product-disclosure-statement-pds/?pg\\_protection\\_id=28620-bn4sov9haddelr819vg](https://www.partnersgroupaustralia.com.au/en/global-income-fund/global-income-fund-overview/product-disclosure-statement-pds/?pg_protection_id=28620-bn4sov9haddelr819vg).

PGA has been appointed as the promoter and the investment manager of the Fund by EQT in its capacity as responsible entity of the Fund. PGA may receive fees in these roles. These fees will generally be calculated as a percentage of the funds under management within the Fund. See section 7 of the PDS for further information about the management fee charged by the investment manager. You may request particulars of the fees that are paid to PGA and its related companies within a reasonable time of receiving the advice contained in this Monthly report.

Investors should refer to the research report and associated disclaimer contained within finalised by Independent Investment Research (Aust) Pty Limited in July 2019 and based on the PDS dated 29 July 2019 issued by the Partners Group Private Markets (Australia) Pty Ltd. The research report is published on [http://www.independentinvestmentresearch.com.au/?pg\\_protection\\_id=28620-bn4sq5phaddelr81a3f0](http://www.independentinvestmentresearch.com.au/?pg_protection_id=28620-bn4sq5phaddelr81a3f0).

The rating contained in this document is issued by SQM Research Pty Ltd ABN 93 122 592 036 AFSL 421913. SQM Research is an investment research firm that undertakes research on investment products exclusively for its wholesale clients, utilising a proprietary review and star rating system. The SQM Research star rating system is of a general nature and does not take into account the particular circumstances or needs of any specific person. The rating may be subject to change at any time. Only licensed financial advisers may use the SQM Research star rating system in determining whether an investment is appropriate to a person's particular circumstances or needs. You should read the product disclosure statement and consult a licensed financial adviser before making an investment decision in relation to this investment product. SQM Research receives a fee from the Fund Manager for the research and rating of the managed investment scheme.

BondAdviser has acted on information provided to it and the content of the research report is not intended to provide financial product advice and must not be relied upon as such. The statements and/or recommendations in the research report are the opinions of BondAdviser only. Neither the accuracy of the data nor the methodology used to produce the report can be guaranteed or warranted. BondAdviser has taken all reasonable steps to ensure that any opinion or recommendation in the content or the research reports is based on reasonable grounds, noting that some of the information in the content or the reports is based on information from third parties. Details regarding BondAdviser methodology and regulatory compliance are available at [http://bondadviser.com.au/documents-and-links/pg\\_protection\\_id=28621-bn4tr1jbrcdetgs5k30](http://bondadviser.com.au/documents-and-links/pg_protection_id=28621-bn4tr1jbrcdetgs5k30). BondAdviser recommends investors read the full research report and disclaimers therein.